

General Instructions

Leaf Spring - Greasable Shackle kits

It is recommended that a licenced workshop or tradesperson carry out the below procedure and that workshop manual and relevant safety procedures are followed in addition to the above.



Application -

- Ford Ranger/BT-50 - 2006-on
- Holden Colorado/Isuzu D-max 2007-on
- Nissan Navara 2005-on
- Toyota Hilux 2005-on
- Mitsubishi Triton 1996-on

- Raise vehicle evenly and safely support

Never rely on a Jack only

Note - we recommend to service only one side of vehicle at a time. be mindful of brake lines/ABS wires and diff breathers when lowering axle.

- Start by supporting Axle with jack stand or similar.

Check items such as spare tyre is not in the way of rear shackles.

- Lubricate all threads before dismantling
 - U bolts and shackles



- Remove old bushings from leaf spring and chassis

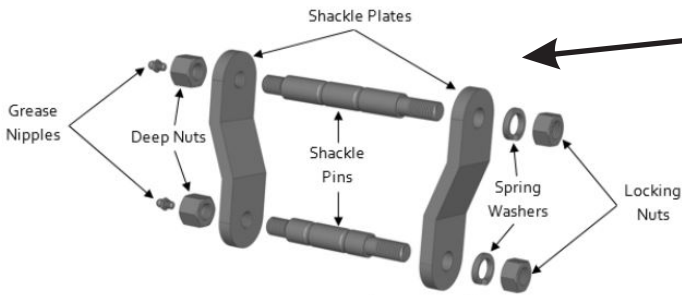
Note - if there is a steel shell present, this will have to be pressed out.

- Clean leaf eye of any grease / dirt / oil.

Refer page 2

General Instructions


Leaf Spring - Greasable Shackle kits



Assembly image of rear shackles.
 Note - do not over tighten grease nipples

- Proceed to push in new supplied bushings into clean Eyes.
- Grease bushing internal diameter and side face with supplied grease only.

IMPORTANT - use supplied grease only
Do not use bearing or rubber grease.



- Proceed to push in supplied greasable pin and shackles.

Note - check rear shackle is pushed in from correct side of chassis.

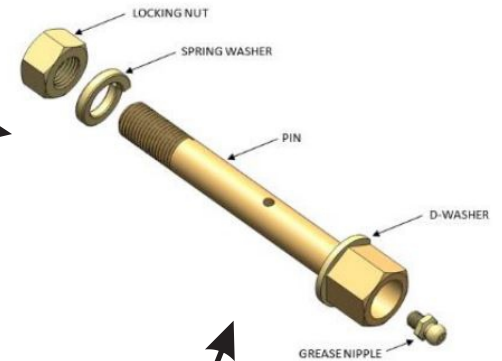
Refer page 3

N.B: It is recommended that a licenced workshop or tradesperson carry out the above procedure and that workshop manual and relevant safety procedures are followed in addition to the above.

General Instructions

Leaf Spring - Greasable Shackle kits

Check nut does not bottom out on thread in vehicle
- use an extra washer under nut if required



- Push in new supplied greasable pins.

Check supplied D washer is placed under pin head. Refer assemble image above.

- Tighten all nuts to 120Nm

Note - it is recommended new U-bolts are used when reinstalling leaf springs.

IMPORTANT - all bolts including U bolts must be re-checked after 200kms travelled.

Use only "Moly" grease when re-greasing. Do not use bearing or rubber grease



N.B: It is recommended that a licenced workshop or tradesperson carry out the above procedure and that workshop manual and relevant safety procedures are followed in addition to the above.